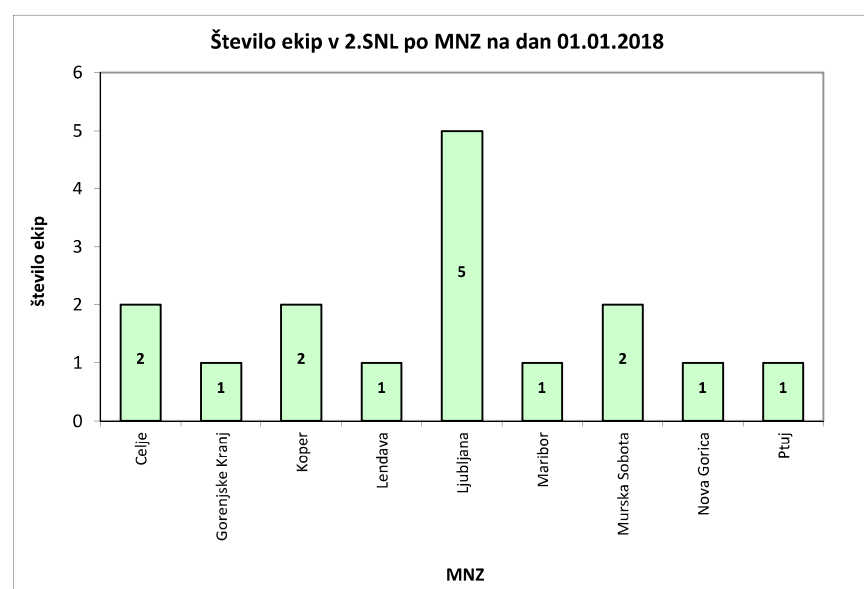
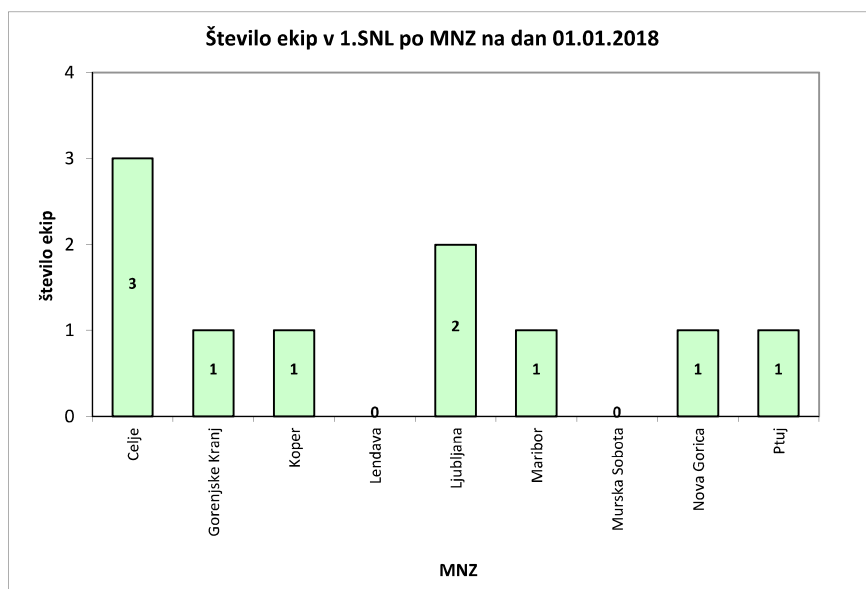
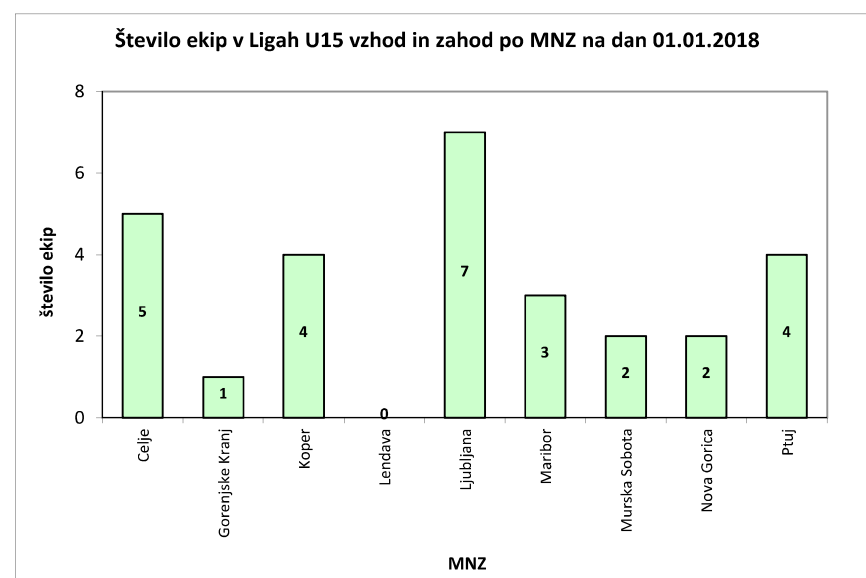
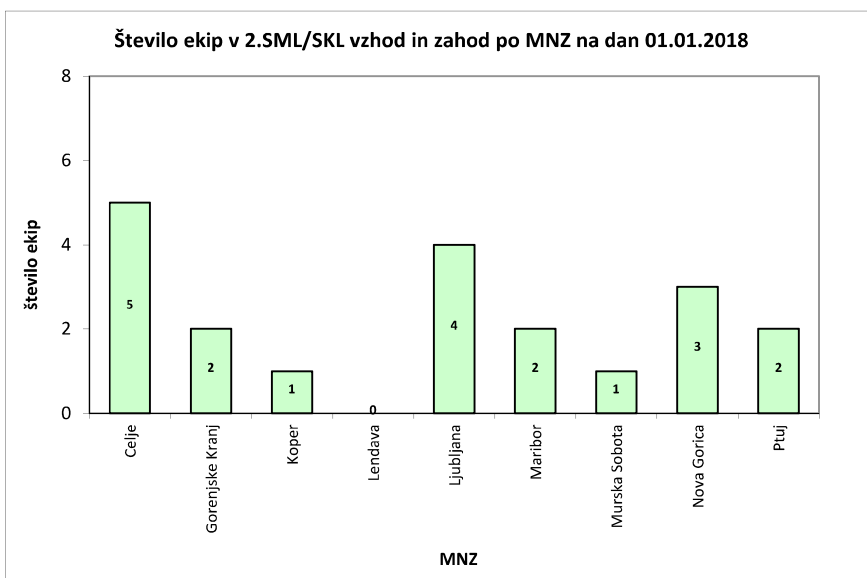
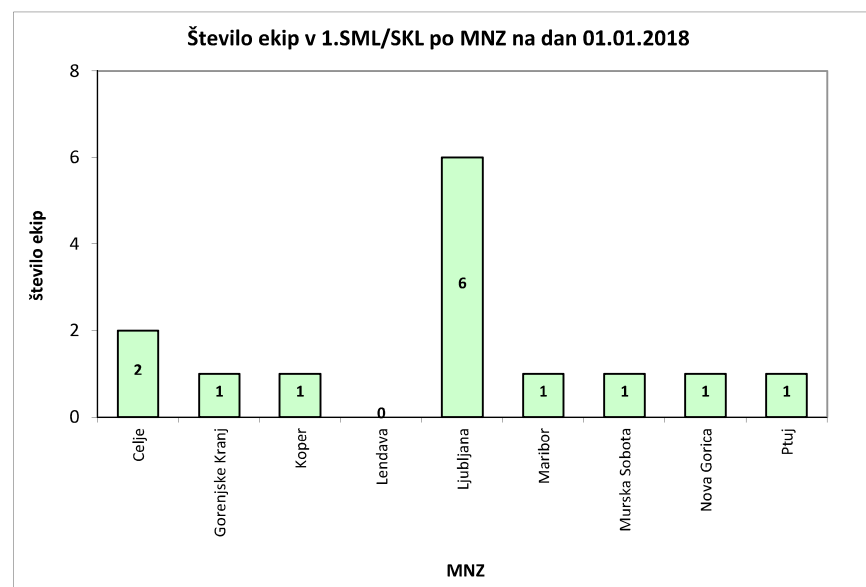
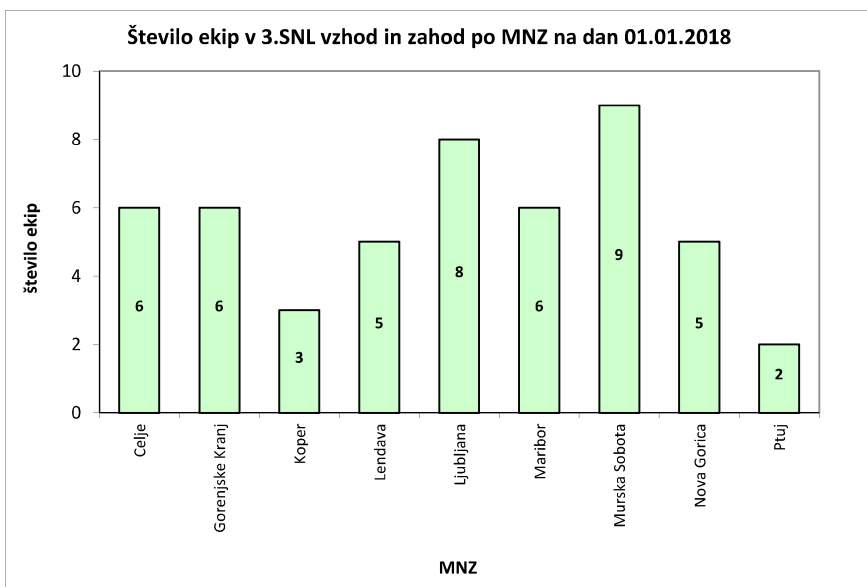


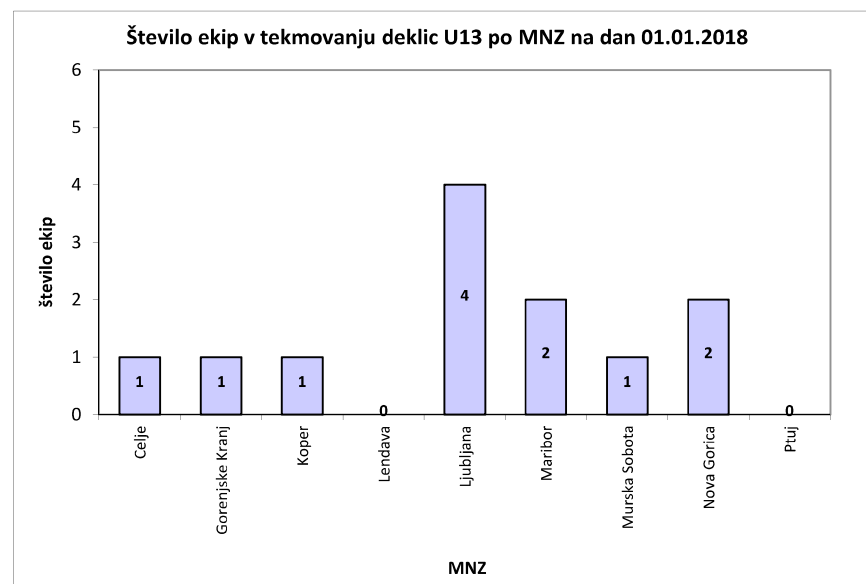
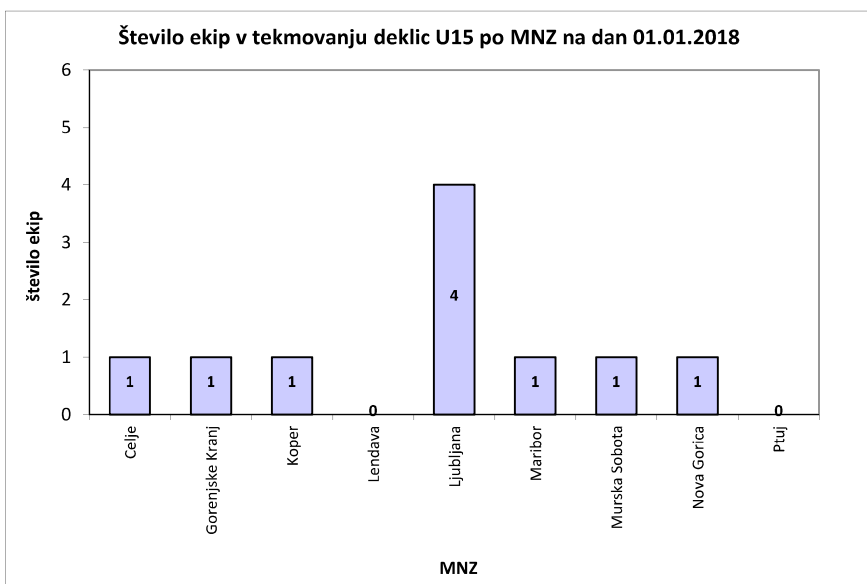
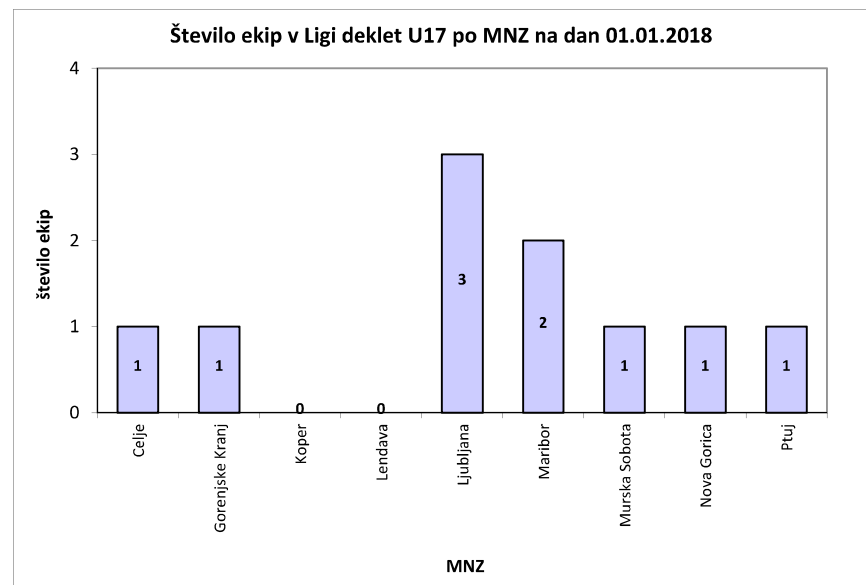
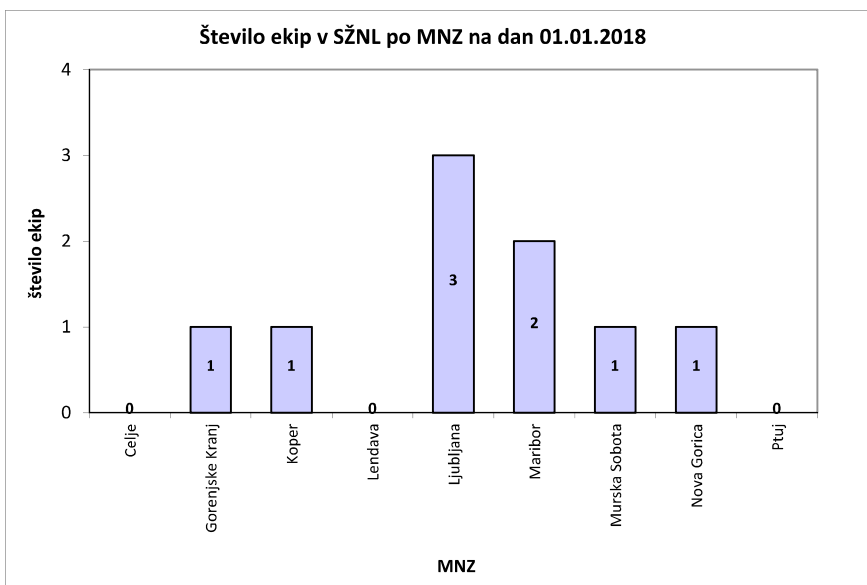
Razporeditev ekip nogometnih klubov v tekmovanjih NZS in MNZ na dan 01.01.2018

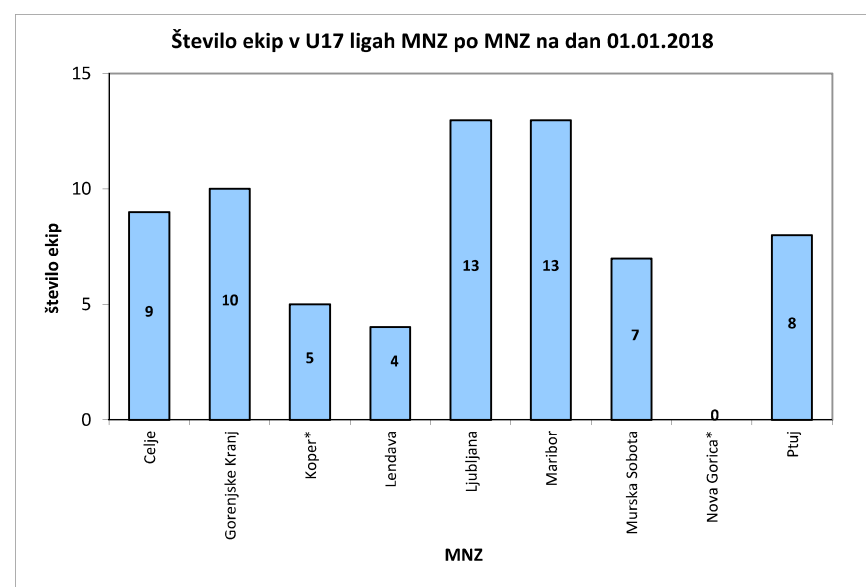
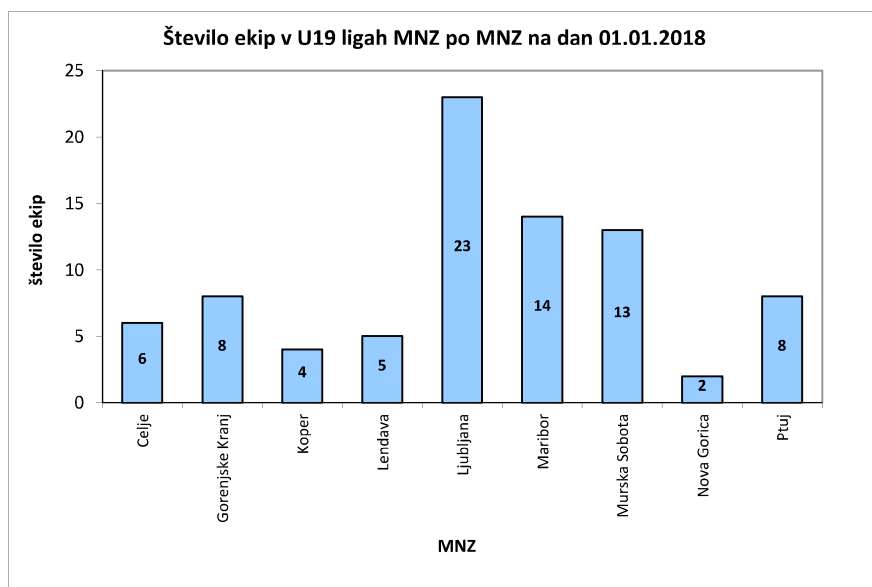
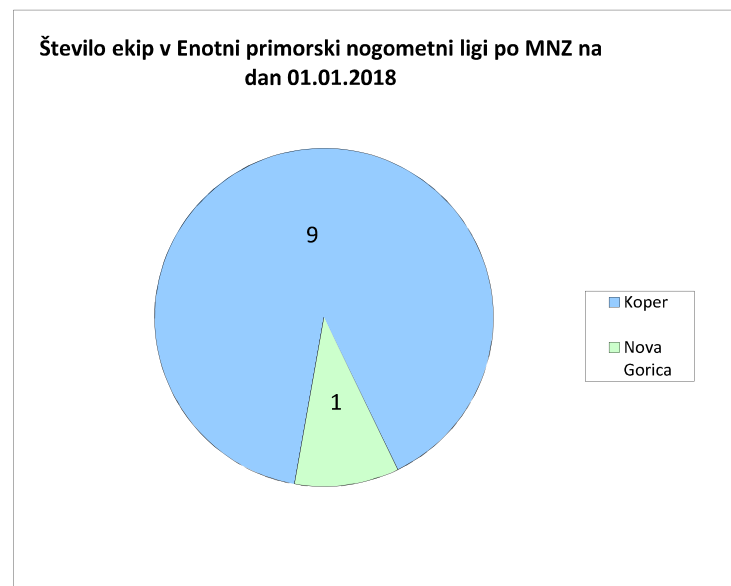
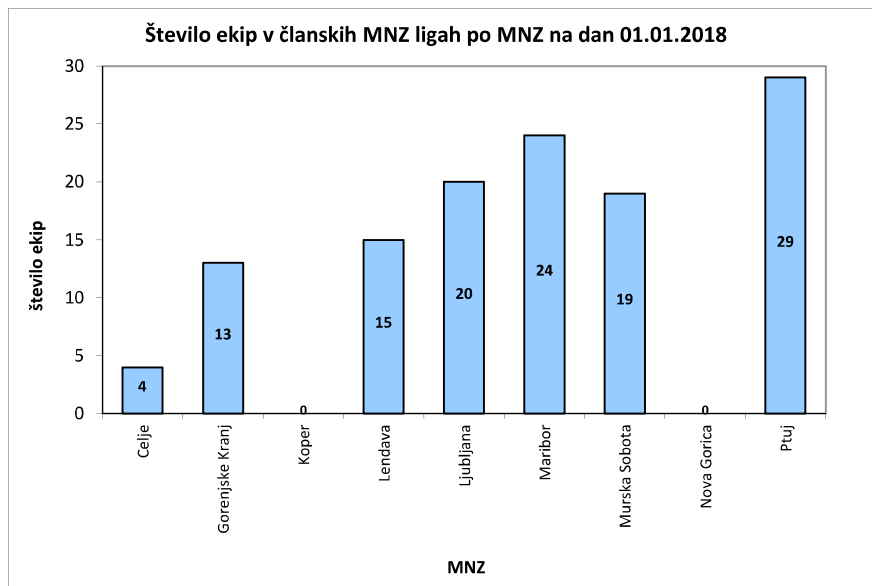
Z.št.	MNZ	Tekmovanja NZS											Tekmovanja MNZ										VSE	
		1.SNL	2.SNL	3.SNL	1.SML	1.SKL	2.SML	2.SKL	U15	SŽNL	DU17	DU15	DU13	Skupaj	EPNL	ČL	U19	U17	U15	U13	U11	U9		Skupaj
1	Celje	3	2	6	2	2	5	5	5	0	1	1	1	33	0	4	6	9	21	31	34	26	131	164
2	Gorenjske Kranj	1	1	6	1	1	2	2	1	1	1	1	1	19	0	13	8	10	19	23	25	28	126	145
3	Koper	1	2	3	1	1	1	1	4	1	0	1	1	17	9	0	4	5	8	14	18	18	76	93
4	Lendava	0	1	5	0	0	0	0	0	0	0	0	0	6	0	15	5	4	3	7	10	11	55	61
5	Ljubljana	2	5	8	6	6	4	4	7	3	3	4	4	56	0	20	23	13	37	71	85	96	345	401
6	Maribor	1	1	6	1	1	2	2	3	2	2	1	2	24	0	24	14	13	22	32	39	41	185	209
7	Murska Sobota	0	2	9	1	1	1	1	2	1	1	1	1	21	0	19	13	7	10	21	26	24	120	141
8	Nova Gorica	1	1	5	1	1	3	3	2	1	1	1	2	22	1	0	2	0	7	13	13	15	51	73
9	Ptuj	1	1	2	1	1	2	2	4	0	1	0	0	15	0	29	8	8	12	22	24	21	124	139
SKUPAJ		10	16	50	14	14	20	20	28	9	10	10	12	213	10	124	83	69	139	234	274	280	1213	1426

Legenda: EPNL - Enotna primorska nogometna liga (MNZ KP in MNZ NG).

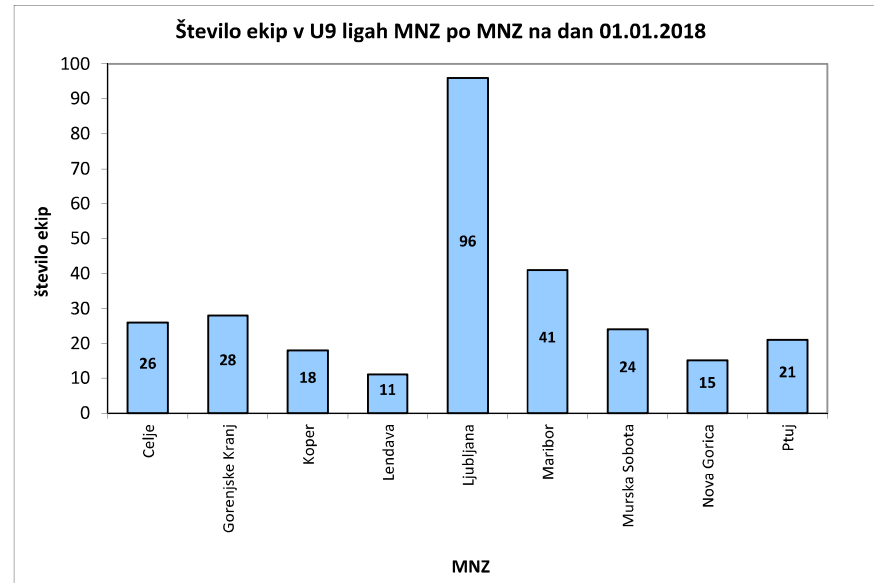
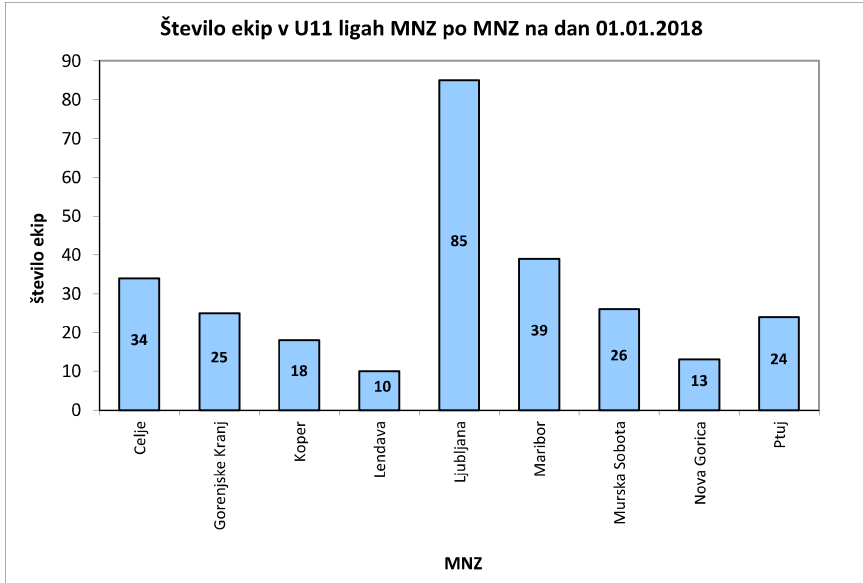
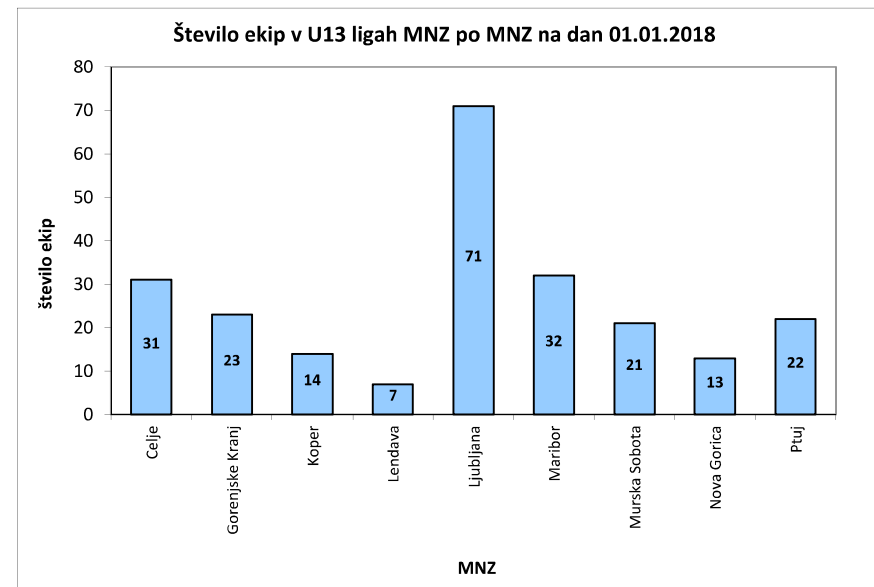
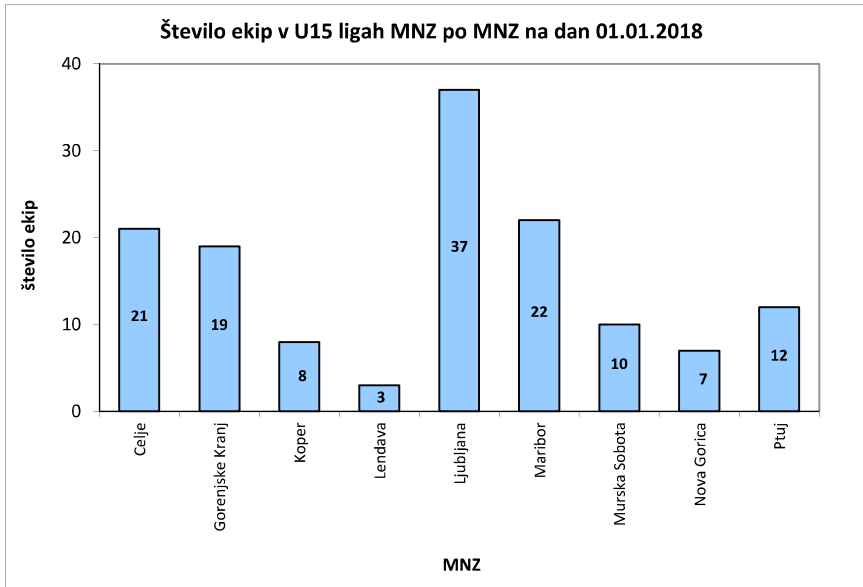






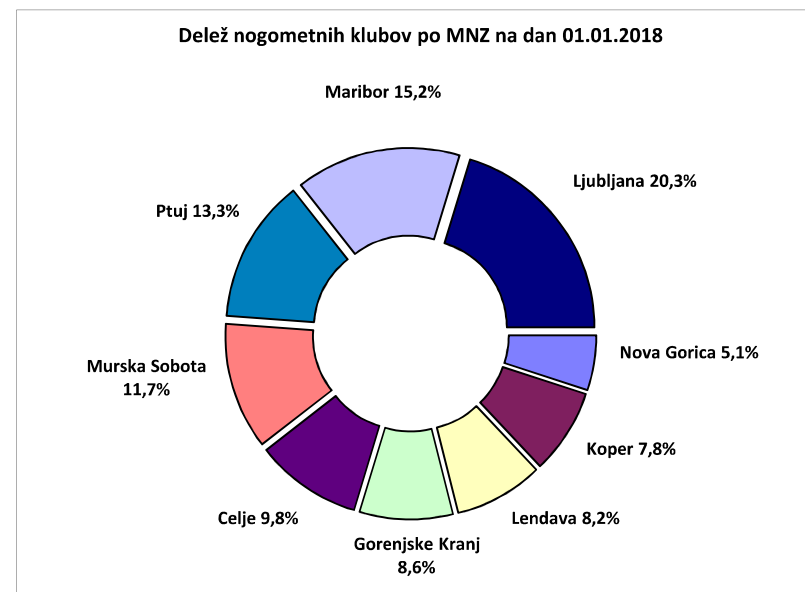
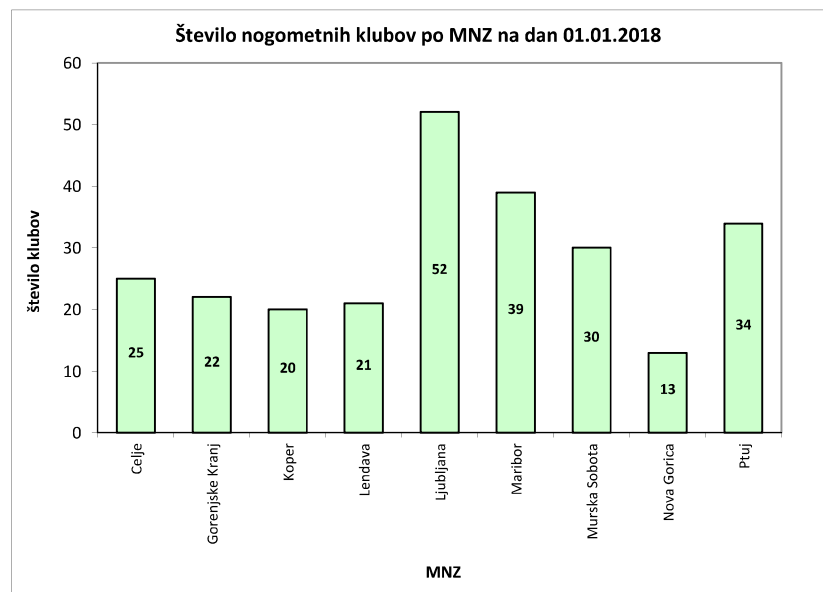


Razporeditev ekip nogometnih klubov v tekmovanjih NZS in MNZ na dan 01.01.2018



Analiza delovanja nogometnih klubov po MNZ na dan 01.01.2018

Z.št.	MNZ	Tekmovanja NZS			Skupaj	Skupaj	Skupaj	Delež	Delež	Št. ekip - moški		Moške	Št. ekip - ženske		Ženske	Število ekip		Skupaj	Pokritost članskih	Skupaj	Strukturalni
		1.SNL	2.SNL	3.SNL	SNL	MNZ lige	SNL+MNZ	SNL	MNZ lig	člani	ml. kat.	kategorije	člani	ml. kat.	kategorije	člani	ml. kat.	ekip	ekip z ml. kateg.	klubov	delež
1	Celje	3	2	6	11	4	15	73,3%	26,7%	15	146	161	0	3	3	15	149	164	9,9	25	9,8%
2	Gorenjske Kranj	1	1	6	8	13	21	38,1%	61,9%	21	120	141	1	3	4	22	123	145	5,6	22	8,6%
3	Koper	1	2	3	6	9	15	40,0%	60,0%	15	75	90	1	2	3	16	77	93	4,8	20	7,8%
4	Lendava	0	1	5	6	15	21	28,6%	71,4%	21	40	61	0	0	0	21	40	61	1,9	21	8,2%
5	Ljubljana	2	5	8	15	20	35	42,9%	57,1%	35	352	387	3	11	14	38	363	401	9,6	52	20,3%
6	Maribor	1	1	6	8	24	32	25,0%	75,0%	32	170	202	2	5	7	34	175	209	5,1	39	15,2%
7	Murska Sobota	0	2	9	11	19	30	36,7%	63,3%	30	107	137	1	3	4	31	110	141	3,5	30	11,7%
8	Nova Gorica	1	1	5	7	1	8	87,5%	12,5%	8	60	68	1	4	5	9	64	73	7,1	13	5,1%
9	Ptuj	1	1	2	4	29	33	12,1%	87,9%	33	105	138	0	1	1	33	106	139	3,2	34	13,3%
SKUPAJ		10	16	50	76	134	210	36,2%	63,8%	210	1175	1385	9	32	41	219	1207	1426	5,6	256	100,0%



Razporeditev ekip klubov malega nogometa v tekmovanjih NZS in MNZ ter analiza delovanja MNZ na dan 01.01.2018

Z.št.	MNZ	Tekmovanja NZS									MNZ	NZS + MNZ	Delež NZS	Delež MNZ lig	Skupaj KMN	Strukturni delež KMN
		1.SFL	2.SFL	3.SFL	SŽFL	U19	U17	U15	U13	SKUPAJ						
1	Celje	2	0	0	1	3	2	1	1	10	0	10	100,0%	0,0%	5	16,7%
2	Gorenjske Kranj	0	1	0	0	1	1	0	0	3	0	3	100,0%	0,0%	1	3,3%
3	Koper	1	0	0	0	1	1	1	1	5	0	5	100,0%	0,0%	1	3,3%
4	Lendava	0	0	0	0	0	0	0	0	0	0	0	0,0%	0,0%	0	0,0%
5	Ljubljana	3	4	0	1	6	3	2	5	24	0	24	100,0%	0,0%	10	33,3%
6	Maribor	2	1	0	2	3	3	0	3	14	0	14	100,0%	0,0%	5	16,7%
7	Murska Sobota	0	0	0	0	1	1	1	1	4	0	4	100,0%	0,0%	1	3,3%
8	Nova Gorica	1	1	0	0	1	2	1	1	7	0	7	100,0%	0,0%	4	13,3%
9	Ptuj	0	3	0	0	1	2	2	1	9	0	9	100,0%	0,0%	3	10,0%
SKUPAJ		9	10	0	4	17	15	8	13	76	0	76	100,0%	0,0%	30	100,0%

